

PRAIA CLIP




telaio
frame / profilé
bastidor / frame /
rahmen



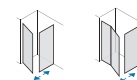
vetro
glass / verre /
vidro / glas /
glas



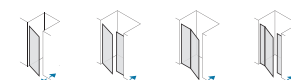
su richiesta / on request / en option / bajo pedido / Op aanvraag / Auf Anfrage



angolo
corner / d'angle /
esquina / Hoek /
Ecke



nicchia
recess / niche /
nicho / nis /
Nische



tre lati
three sides / trois côtés /
tres lados / driezijdig /
Dreiseitig

Non è possibile realizzare configurazioni a tre lati.
Three-sided configurations cannot be made.
Il n'est pas possible de réaliser des configurations à trois côtés.
No es posible realizar configuraciones de tres lados.
Driezijdige configuraties zijn niet mogelijk.
Dreiseitige Konfigurationen sind nicht realisierbar.



PRAIA CLIP

PORTA BATTENTE PER NICCHIA / HINGED DOOR FOR RECESS
 PORTE BATTANTE POUR NICHE / PUERTA ABATIBLE PARA NICHOS
 DRAAIDEUR VOOR NIS / DREHTÜR FÜR NISCHE



H. 195 CM
 SP. 6 MM



PROFILI / PROFILES / PROFILÉ / PROFILE / PROFIELEN / PROFILE




AN WM BM AC

VETRI / GLASS / VITRES / VIDRIOS / GLAS / GLAS



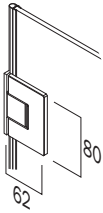
01 14 80

SU RICHIESTA / ON REQUEST / EN OPTION / BAJO PEDIDO / OP AANVRAAG / AUF ANFRAGE

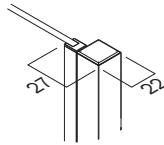


42 43 41 73 90

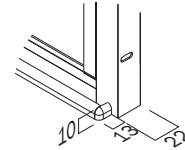
DETTAGLI TECNICI / TECHNICAL DETAILS / DÉTAILS TECHNIQUES / DETALLES TÉCNICOS / TECHNISCHE DETAILS / TECHNISCHE DETAILS



Installazione in nicchia
 Niche installation
 Installation en niche
 Instalación en nicho
 Nisinstallatie
 Nischenmontage

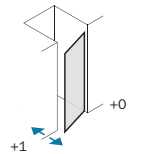
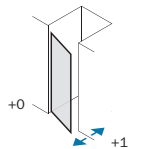
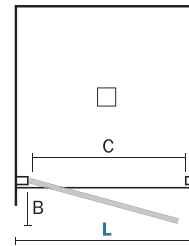


Installazione superiore in nicchia
 Top installation in niche
 Installation supérieure en niche
 Instalación superior en nicho
 Bovenmontage in nis
 Obere Montage in Nische



Installazione inferiore in nicchia
 Bottom installation in niche
 Installation inférieure en niche
 Instalación inferior en nicho
 Ondermontage in nis
 Untere Montage in Nische

L cm	COD.	A cm	B cm	C cm	KG	PCS	
66÷79	B142X	S/D	-	62÷75,9	60÷73,9	26,5÷30	1
80÷100	B142Y	S/D	-	76÷96	74÷94	31÷36	1



PRAIA CLIP

PORTA BATTENTE PER PARETE FISSA / HINGED DOOR FOR FIXED PANEL
 PORTE BATTANTE POUR PAROI FIXE / PUERTA ABATIBLE PARA PANEL FIJO
 DRAAIDEUR VOOR VASTE WAND / DREHTÜR FÜR SEITENWAND



H. 195 CM
 SP. 6 MM




PROFILI / PROFILES / PROFILÉ / PROFILE / PROFIELEN / PROFILE




AN WM BM AC

VETRI / GLASS / VITRES / VIDRIOS / GLAS / GLAS



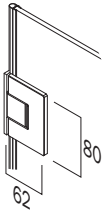
01 14 80

SU RICHIESTA / ON REQUEST / EN OPTION / BAJO PEDIDO / OP AANVRAAG / AUF ANFRAGE

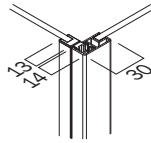


42 43 41 73 90

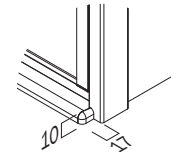
DETTAGLI TECNICI / TECHNICAL DETAILS / DÉTAILS TECHNIQUES / DETALLES TÉCNICOS / TECHNISCHE DETAILS / TECHNISCHE DETAILS



Installazione in angolo
 Corner installation
 Installation angulaire
 Instalación angular
 Hoekinstallatie
 Eckmontage

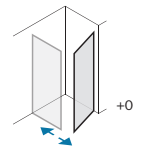
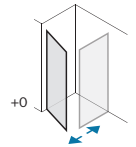
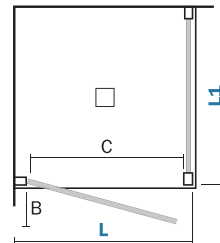


Giunzione superiore installazione in angolo
 Top joint corner installation
 Jonction supérieure installation en angle
 Unión superior instalación en ángulo
 Bovenverbinding voor hoekinstallatie
 Obere Verbindung für Eckmontage



Giunzione inferiore installazione in angolo
 Bottom joint corner installation
 Jonction inférieure installation en angle
 Unión inferior instalación en ángulo
 Onderverbinding voor hoekinstallatie
 Untere Verbindung für Eckmontage

L cm	COD.		B cm	C cm	KG	PCS
66÷79,9	B147X	S/D	64÷77,9	62÷75,9	27,5÷32	1
80÷100	B147Y	S/D	78÷98	76÷96	32,5÷38	1

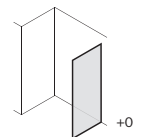
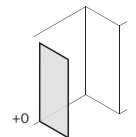


D

H. 200 cm
 SP. 6 mm



L1 cm	COD.		B cm	C cm	KG	PCS
29÷66,4	B145X	0	-	-	15÷28	1
66,5÷96,4	B145Y	0	-	-	29÷36	1
96,5÷140	B145Z	0	-	-	37÷44	1



PRAIA CLIP

PORTA BATTENTE CON ELEMENTO FISSO PER NICCHIA / HINGED DOOR WITH IN-LINE FIXED PANEL FOR RECESS
 PORTE BATTANTE AVEC ÉLÉMENT FIXE EN LIGNE POUR NICHE / PUERTA ABATIBLE CON PANEL FIJO EN LÍNEA PARA NICHICO
 DRAAIDEUR MET IN-LINE VAST PANEEL VOOR NIS / DREHTÜR MIT FESTEM SEITENTEIL IN LINIE FÜR NISCHE



H. 195 CM
 SP. 6 MM



PROFILI / PROFILES / PROFILÉ / PROFILE / PROFIELEN / PROFILE




AN WM BM AC

VETRI / GLASS / VITRES / VIDRIOS / GLAS / GLAS



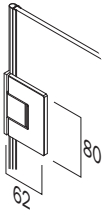
01 14 80

SU RICHIESTA / ON REQUEST / EN OPTION / BAJO PEDIDO / OP AANVRAAG / AUF ANFRAGE

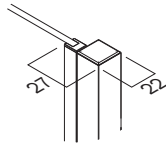


42 43 41 73 90

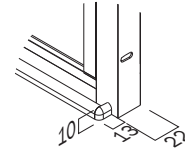
DETTAGLI TECNICI / TECHNICAL DETAILS / DÉTAILS TECHNIQUES / DETALLES TÉCNICOS / TECHNISCHE DETAILS / TECHNISCHE DETAILS



Installazione in nicchia
 Niche installation
 Installation en niche
 Instalación en nicho
 Nisinstallatie
 Nischenmontage

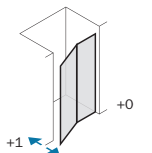
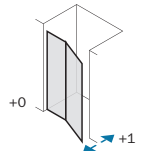
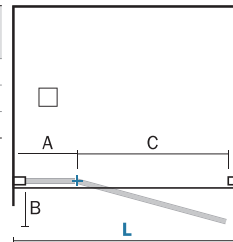


Installazione superiore in nicchia
 Top installation in niche
 Installation supérieure en niche
 Instalación superior en nicho
 Bovenmontage in nis
 Obere Montage in Nische



Installazione inferiore in nicchia
 Bottom installation in niche
 Installation inférieure en niche
 Instalación inferior en nicho
 Ondermontage in nis
 Untere Montage in Nische

L cm	COD.	A cm	B cm	C cm	KG	PCS
65,5÷86,4	B144X	S/D 23÷43,9	39	37	27,5÷32	1
86,5÷117,9	B144Y	S/D 32,5÷63,9	51	49	32,5÷42	1
118÷160	B144Z	S/D 48÷90	66,5	64,5	43÷50	2



PRAIA CLIP

PORTA BATTENTE CON ELEMENTO FISSO PER PARETE FISSA / HINGED DOOR WITH IN-LINE FIXED PANEL FOR FIXED PANEL
 PORTE BATTANTE AVEC ÉLÉMENT FIXE EN LIGNE POUR PAROI FIXE / PUERTA ABATIBLE CON PANEL FIJO EN LÍNEA PARA PANEL FIJO
 DRAAIDEUR MET IN-LINE VAST PANEEL VOOR VASTE WAND / DREHTÜR MIT FESTEM SEITENTEIL IN LINIE FÜR SEITENWAND



H. 195 CM
 SP. 6 MM



PROFILI / PROFILES / PROFILÉ / PROFILE / PROFIELEN / PROFILE



AN WM BM AC

VETRI / GLASS / VITRES / VIDRIOS / GLAS / GLAS



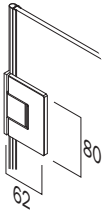
01 14 80

SU RICHIESTA / ON REQUEST / EN OPTION / BAJO PEDIDO / OP AANVRAAG / AUF ANFRAGE

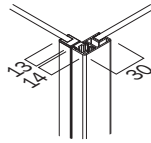


42 43 41 73 90

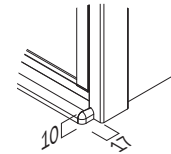
DETTAGLI TECNICI / TECHNICAL DETAILS / DÉTAILS TECHNIQUES / DETALLES TÉCNICOS / TECHNISCHE DETAILS / TECHNISCHE DETAILS



Installazione in angolo
 Corner installation
 Installation angulaire
 Instalación angular
 Hoekinstallatie
 Eckmontage

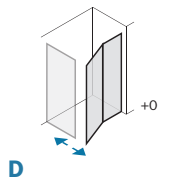
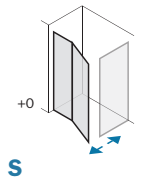
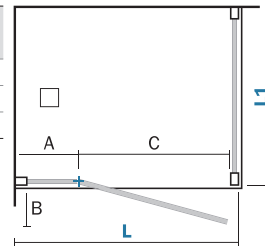


Giunzione superiore installazione in angolo
 Top joint corner installation
 Jonction supérieure installation en angle
 Unión superior instalación en ángulo
 Bovenverbinding voor hoekinstallatie
 Obere Verbindung für Eckmontage



Giunzione inferiore installazione in angolo
 Bottom joint corner installation
 Jonction inférieure installation en angle
 Unión inferior instalación en ángulo
 Onderverbinding voor hoekinstallatie
 Untere Verbindung für Eckmontage

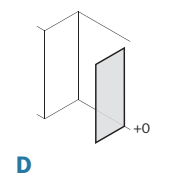
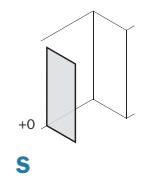
L cm	COD.		A cm	B cm	C cm	KG	PCS
67,5÷84,9	B140X	S/D	25÷42,9	44	42	26,5÷30	1
85÷114,9	B140Y	S/D	33÷62,9	51	49	31÷39	1
115÷160	B140Z	S/D	54÷99	59	57	40÷48	1



H. 195 cm
 SP. 6 mm



L1 cm	COD.		A cm	B cm	C cm	KG	PCS
29÷66,4	B145X	0	-	-	-	15÷28	1
66,5÷96,4	B145Y	0	-	-	-	29÷36	1
96,5÷140	B145Z	0	-	-	-	37÷44	1



CODICE / CODE / CODE
 CÓDIGO / CODE / CODE

B140X S/D AN 011A

S SINISTRA / LEFT / GAUCHE / IZQUIERDA / LINKS / LINKS
 D DESTRA / RIGHT / DROITE / DERECHA / RECHTS / RECHTS

PRAIA CLIP

PORTA BATTENTE SU ELEMENTO FISSO PER NICCHIA / HINGED DOOR ON IN-LINE FIXED PANEL FOR RECESS
 PORTE BATTANTE SUR ÉLÉMENT FIXE EN LIGNE POUR NICHE / PUERTA ABATIBLE SOBRE PANEL FIJO EN LÍNEA PARA NICHICO
 DRAAIDEUR OP VAST PANEEL VOOR NIS / DREHTÜR AUF FESTEM SEITENTEIL FÜR NICHE



H. 195 CM
 SP. 6 MM




PROFILI / PROFILES / PROFILÉ / PROFILE / PROFIELEN / PROFILE



AN WM BM AC

VETRI / GLASS / VITRES / VIDRIOS / GLAS / GLAS



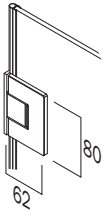
01 14 80

SU RICHIESTA / ON REQUEST / EN OPTION / BAJO PEDIDO / OP AANVRAAG / AUF ANFRAGE

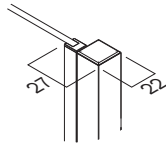


42 43 41 73 90

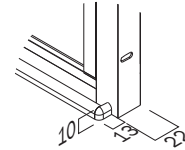
DETTAGLI TECNICI / TECHNICAL DETAILS / DÉTAILS TECHNIQUES / DETALLES TÉCNICOS / TECHNISCHE DETAILS / TECHNISCHE DETAILS



Installazione in nicchia
 Niche installation
 Installation en niche
 Instalación en nicho
 Nisinstallatie
 Nischenmontage

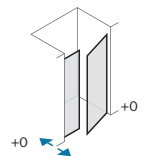
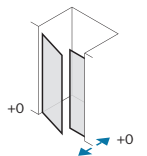
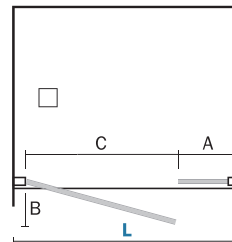


Installazione superiore in nicchia
 Top installation in niche
 Installation supérieure en niche
 Instalación superior en nicho
 Bovenmontage in nis
 Obere Montage in Nische



Installazione inferiore in nicchia
 Bottom installation in niche
 Installation inférieure en niche
 Instalación inferior en nicho
 Ondermontage in nis
 Untere Montage in Nische

Lcm	COD.	S/D	Acm	Bcm	Ccm	Dcm	KG	PCS
67,5÷87,4	B149X	S/D	-	47	45	19÷38,9	36÷42	1
87,5÷117,4	B149Y	S/D	-	57	55	29÷58,9	43÷47	1
117,5÷160	B149Z	S/D	-	72	70	44÷86,5	48÷54	1



PRAIA CLIP

PORTA BATTENTE CON 2 ELEMENTI FISSI PER NICCHIA / HINGED DOOR WITH 2 IN-LINE FIXED PANELS FOR RECESS
 PORTE BATTANTE AVEC 2 ÉLÉMENTS FIXES EN LIGNE POUR NICHE / PUERTA ABATIBLE CON 2 PANELES FIJOS EN LÍNEA PARA NICHOS
 DRAAIDEUR MET 2 IN-LINE VASTE PANELEN VOOR NIS / DREHTÜR MIT 2 FESTEN SEITENTEILEN IN LINIE FÜR NISCHE



H. 195 CM
 SP. 6 MM



PROFILI / PROFILES / PROFILÉ / PROFILE / PROFIELEN / PROFILE




AN WM BM AC

VETRI / GLASS / VITRES / VIDRIOS / GLAS / GLAS



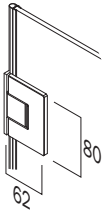
01 14 80

SU RICHIESTA / ON REQUEST / EN OPTION / BAJO PEDIDO / OP AANVRAAG / AUF ANFRAGE

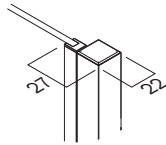


42 43 41 73 90

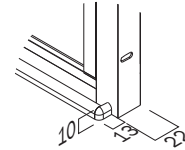
DETTAGLI TECNICI / TECHNICAL DETAILS / DÉTAILS TECHNIQUES / DETALLES TÉCNICOS / TECHNISCHE DETAILS / TECHNISCHE DETAILS



Installazione in nicchia
 Niche installation
 Installation en niche
 Instalación en nicho
 Nisinstallatie
 Nischenmontage



Installazione superiore in nicchia
 Top installation in niche
 Installation supérieure en niche
 Instalación superior en nicho
 Bovenmontage in nis
 Obere Montage in Nische



Installazione inferiore in nicchia
 Bottom installation in niche
 Installation inférieure en niche
 Instalación inferior en nicho
 Ondermontage in nis
 Untere Montage in Nische

L cm	COD.	A cm	B cm	C cm	D cm	KG	PCS
97÷116,9	B143X	26,5÷36,5	48,5	46,5	21,5÷31,4	36	1
117÷136,9	B143Y	37,5÷47,5	54,5	53	24÷33,9	43	1
137÷180	B143Z	48÷69,5	66,9	65	21,5÷43	48	2

