

YOUR
OWN
STYLE

SOPRAVASCA



H135 *	3mm *
H140	6mm

Finiture / Finishes / Acabados / Finitions / Afwerkingen / Ausführungen

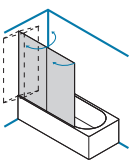
Telaio / Frame / Bastidor / Profilé / Frame / Rahmen



Vetro / Glass / Vidrio / Verre / Glas / Glas

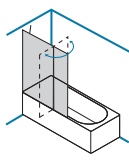


Modelli / Models / Modelos / Modèles / Modellen / Modelle



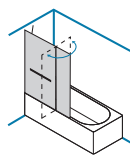
Telaio / Frame
Bastidor / Profilé
Frame / Rahmen:
AN - AC - WM - BM

Vetro / Glass
Vidrio / Verre
Glas / Glas:
01



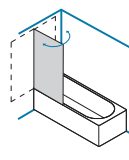
Telaio / Frame
Bastidor / Profilé
Frame / Rahmen:
AN - WZ

Vetro / Glass
Vidrio / Verre
Glas / Glas:
01 - 80



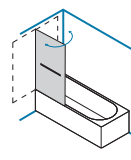
Telaio / Frame
Bastidor / Profilé
Frame / Rahmen:
AN - WZ

Vetro / Glass
Vidrio / Verre
Glas / Glas:
01 - 80



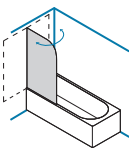
Telaio / Frame
Bastidor / Profilé
Frame / Rahmen:
AN - WZ - BM

Vetro / Glass
Vidrio / Verre
Glas / Glas:
01 - 80



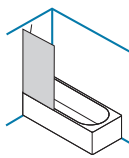
Telaio / Frame
Bastidor / Profilé
Frame / Rahmen:
AN - WZ

Vetro / Glass
Vidrio / Verre
Glas / Glas:
01 - 80



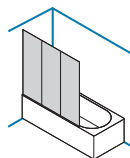
Telaio / Frame
Bastidor / Profilé
Frame / Rahmen:
AN - WZ - AA

Vetro / Glass
Vidrio / Verre
Glas / Glas:
01



Telaio / Frame
Bastidor / Profilé
Frame / Rahmen:
AN

Vetro / Glass
Vidrio / Verre
Glas / Glas:
01



Telaio / Frame
Bastidor / Profilé
Frame / Rahmen:
WZ

Vetro / Glass
Vidrio / Verre
Glas / Glas:
01



www.inda.net

inda[®]
bathroom interiors

**ŞOPRAVASCA / BATHSCREENS
ÉCRANS DE BAIGNOIRE / MAMPARAS DE BAÑERA
BADSCHERMEN / BADEWANNENAUFSATZ**

H140

6mm

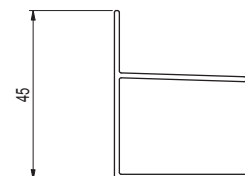
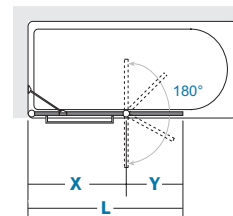
REV



Le dimensioni sono in mm / Size in mm
Les dimensions sont indiquées en mm
Las medidas son en mm / Las medidas son en mm
De afmetingen zijn vermeld in mm / Maßangaben in mm

Guarnizione inferiore abbinata al sistema di snodo a Camme integrato. Rotazione anta 180°. Portasalviette incluso.
Bottom seal in combination with a lifting integrated Camme-Sytem 180° rotating panel. Towel holders included.
Joint inférieur couplé à une articulation à Came intégrée. Rotation du panneau à 180°. Porte-serviettes inclus.
Junta inferior combinada con el especial sistema integrado Camme Rotación de la hoja de 180°. Toallero incluido.
Onderstrip mit opening d.m.v. geïntegreerde. Camme systemen. De badschermen zijn 180° draaibaar.
Handdoekhouder inbegrepen.
Untere Dichtung kombiniert mit einem Camme-System. Türdrehung 180°. Handtuchhalter inklusiv.

Cod.	L	X	Y	KG	
BDL14	100 cm	60	40	31	1



**Soprasvasca orientabile con elemento fisso e portasalviette / Adjustable bathscreen with fixed element and towel holder / Écran de baignoire orientable et élément fixe avec porte-serviettes
Mampara de bañera orientable más elemento fijo con toallero / Draaibaar badscherm met vast element en handdoekhouder / Schwenkbarer Badewannenaufsatz mit festem Element und Handtuchhalter**

H max 160cm
L min 100cm/max 140cm



WZ AN

Larghezza - estensibilità
Breadth - extensibility
Largeur - extensibilité
Composición - extensibilidad
Breedte - aanpassingsvermogen
Breite - Anpassungsfähigkeit

L 100 cm



01

cod.

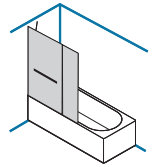
**BDL14 0 WZ 01
BDL14 0 AN 01**



80

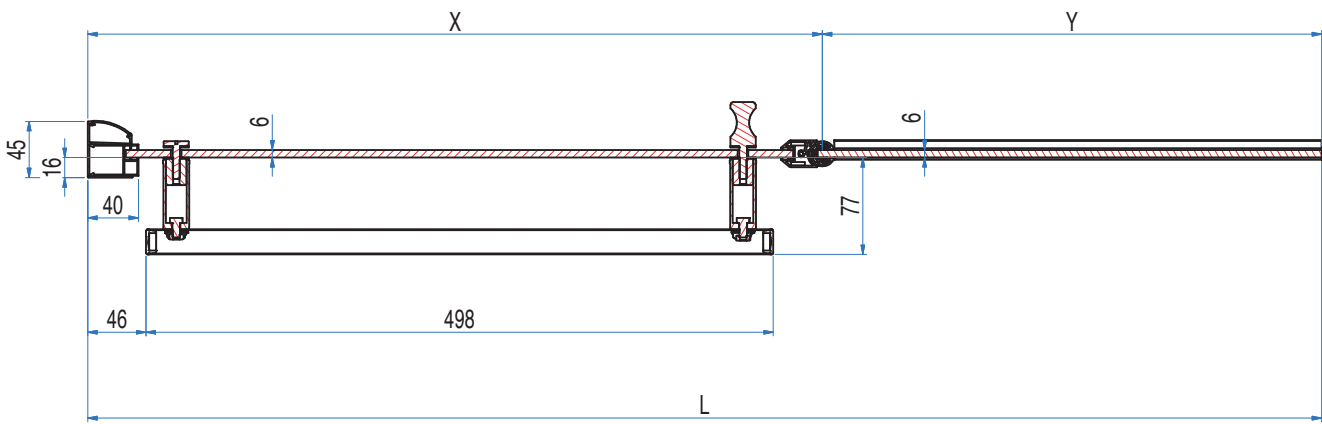
cod.

**BDL14 0 WZ 80
BDL14 0 AN 80**



**SOPRAVASCA / BATHSCREENS
ÉCRANS DE BAIGNOIRE / MAMPARAS DE BAÑERA
BADSCHERMEN / BADEWANNENAUFSATZ**

Le dimensioni sono in mm / Sizes in mm /
Les dimensions sont indiquées en mm /
Las medidas son en mm /
De afmetingen zijn vermeld in mm / Maßangaben in mm



Le dimensioni sono in mm / Sizes in mm /
Les dimensions sont indiquées en mm /
Las medidas son en mm /
De afmetingen zijn vermeld in mm / Maßangaben in mm