

YOUR
OWN
STYLE

SOPRAVASCA



H135 *	3mm *
H140	6mm

Finiture / Finishes / Acabados / Finitions / Afwerkingen / Ausführungen

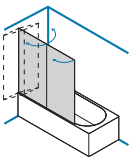
Telaio / Frame / Bastidor / Profilé / Frame / Rahmen



Vetro / Glass / Vidrio / Verre / Glas / Glas

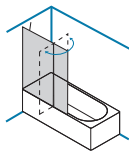


Modelli / Models / Modelos / Modèles / Modellen / Modelle



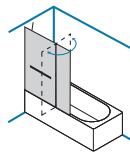
Telaio / Frame
Bastidor / Profilé
Frame / Rahmen:
AN - AC - WM - BM

Vetro / Glass
Vidrio / Verre
Glas / Glas:
01



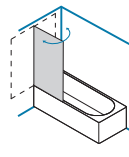
Telaio / Frame
Bastidor / Profilé
Frame / Rahmen:
AN - WZ

Vetro / Glass
Vidrio / Verre
Glas / Glas:
01 - 80



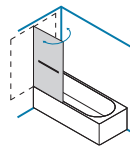
Telaio / Frame
Bastidor / Profilé
Frame / Rahmen:
AN - WZ

Vetro / Glass
Vidrio / Verre
Glas / Glas:
01 - 80



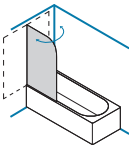
Telaio / Frame
Bastidor / Profilé
Frame / Rahmen:
AN - WZ - BM

Vetro / Glass
Vidrio / Verre
Glas / Glas:
01 - 80



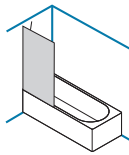
Telaio / Frame
Bastidor / Profilé
Frame / Rahmen:
AN - WZ

Vetro / Glass
Vidrio / Verre
Glas / Glas:
01 - 80



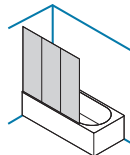
Telaio / Frame
Bastidor / Profilé
Frame / Rahmen:
AN - WZ - AA

Vetro / Glass
Vidrio / Verre
Glas / Glas:
01



Telaio / Frame
Bastidor / Profilé
Frame / Rahmen:
AN

Vetro / Glass
Vidrio / Verre
Glas / Glas:
01



Telaio / Frame
Bastidor / Profilé
Frame / Rahmen:
WZ

Vetro / Glass
Vidrio / Verre
Glas / Glas:
01



www.indanet

inda[®]
bathroom interiors

**ŞOPRAVASCA / BATHSCREENS
ÉCRANS DE BAIGNOIRE / MAMPARAS DE BAÑERA
BADSCHERMEN / BADEWANNENAUFSATZ**

H140

6mm

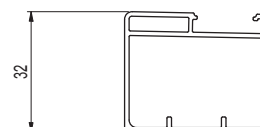
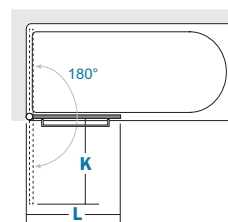
REV



Le dimensioni sono in mm
Sizes in mm
Les dimensions sont indiquées en mm
Las medidas son en mm


Guarnizione inferiore abbinata al sistema di snodo a Camme integrato. Rotazione anta 180°. Portasalviette incluso.
Bottom seal in combination with a lifting integrated Camme-Sytem 180° rotating panel. Towel holders included.
Joint inférieur couplé à une articulation à Came intégrée. Rotation du panneau à 180°. Porte-serviettes inclus.
Junta inferior combinada con el especial sistema integrado Camme Rotación de la hoja de 180°. Toallero incluido.
Onderstrip mit opening d.m.v. geïntegreerde. Camme systemen. De badschermen zijn 180° draaibaar.
Handdoekhouder inbegrepen.
Untere Dichtung kombiniert mit einem Camme-System. Türdrehung 180°. Handtuchhalter inklusiv.

Cod.	L	K	KG	
BML12	80 cm	76	25	1



**Soprasvasca orientabile con portasalviette / Adjustable bathscreen with towel holder
Écran de baignoire orientable avec porte-serviettes / Mampara de bañera orientable con toallero
Draaibaar badscherm en handdoekhouder / Schwenkbarer Badewannenaufsatz und Handtuchhalter**

**H max 160cm
L min 70cm/max 100cm**



WZ AN

Larghezza - estensibilità
Breadth - extensibility
Largeur - extensibilité
Composición - extensibilidad
Breedte - aanpassingsvermogen
Breite - Anpassungsfähigkeit

L 80 cm



01

cod.

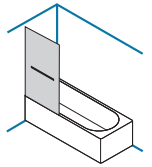
**BML12 0 WZ 01
BML12 0 AN 01**



80

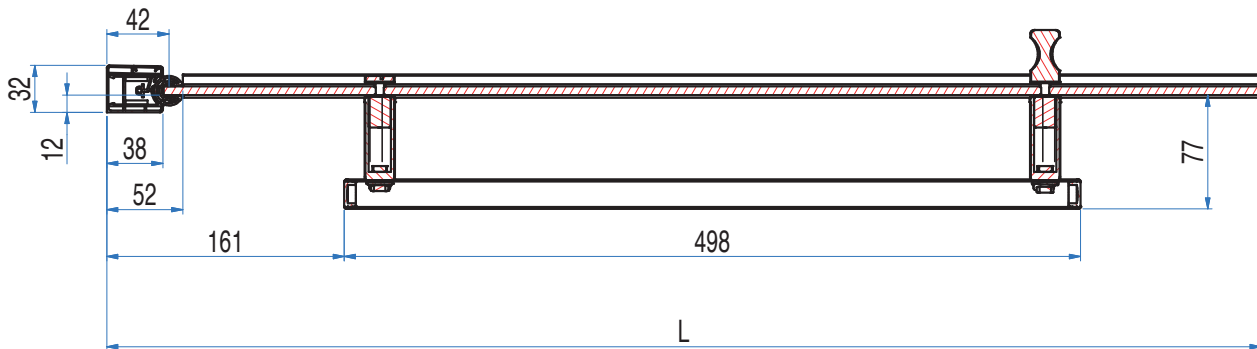
cod.

**BML12 0 WZ 80
BML12 0 AN 80**



**SOPRAVASCA / BATHSCREENS
ÉCRANS DE BAIGNOIRE / MAMPARAS DE BAÑERA
BADSCHERMEN / BADEWANNENAUFSATZ**

Le dimensioni sono in mm / Sizes in mm /
Les dimensions sont indiquées en mm /
Las medidas son en mm /
De afmetingen zijn vermeld in mm / Maßangaben in mm



Le dimensioni sono in mm / Sizes in mm /
Les dimensions sont indiquées en mm /
Las medidas son en mm /
De afmetingen zijn vermeld in mm / Maßangaben in mm