

YOUR
OWN
STYLE

SOPRAVASCA



H135 * 3mm *
H140 6mm

Finiture / Finishes / Acabados / Finitions / Afwerkingen / Ausführungen

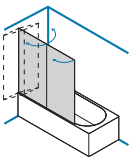
Telaio / Frame / Bastidor / Profilé / Frame / Rahmen



Vetro / Glass / Vidrio / Verre / Glas / Glas

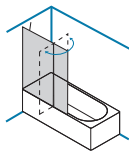


Modelli / Models / Modelos / Modèles / Modellen / Modelle



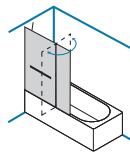
Telaio / Frame
Bastidor / Profilé
Frame / Rahmen:
AN - AC - WM - BM

Vetro / Glass
Vidrio / Verre
Glas / Glas:
01



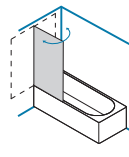
Telaio / Frame
Bastidor / Profilé
Frame / Rahmen:
AN - WZ

Vetro / Glass
Vidrio / Verre
Glas / Glas:
01 - 80



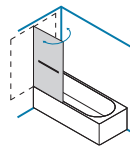
Telaio / Frame
Bastidor / Profilé
Frame / Rahmen:
AN - WZ

Vetro / Glass
Vidrio / Verre
Glas / Glas:
01 - 80



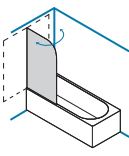
Telaio / Frame
Bastidor / Profilé
Frame / Rahmen:
AN - WZ - BM

Vetro / Glass
Vidrio / Verre
Glas / Glas:
01 - 80



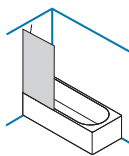
Telaio / Frame
Bastidor / Profilé
Frame / Rahmen:
AN - WZ

Vetro / Glass
Vidrio / Verre
Glas / Glas:
01 - 80



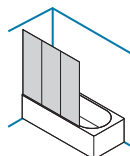
Telaio / Frame
Bastidor / Profilé
Frame / Rahmen:
AN - WZ - AA

Vetro / Glass
Vidrio / Verre
Glas / Glas:
01



Telaio / Frame
Bastidor / Profilé
Frame / Rahmen:
AN

Vetro / Glass
Vidrio / Verre
Glas / Glas:
01



Telaio / Frame
Bastidor / Profilé
Frame / Rahmen:
WZ

Vetro / Glass
Vidrio / Verre
Glas / Glas:
01



www.inda.net

inda[®]
bathroom interiors

**ŞOPRAVASCA / BATHSCREENS
ÉCRANS DE BAIGNOIRE / MAMPARAS DE BAÑERA
BADSCHERMEN / BADEWANNENAUFSATZ**

H140

6mm

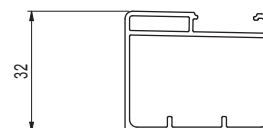
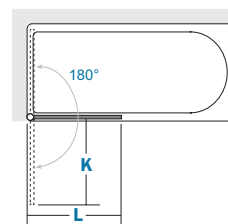
REV



Le dimensioni sono in mm / Sizes in mm /
Les dimensions sont indiquées en mm /
Las medidas son en mm /
De afmetingen zijn vermeld in mm / Maßangaben in mm

Guarnizione inferiore abbinata al sistema di snodo Camme integrato. Rotazione 180°
Bottom seal in combination with a lifting integrated Camme-Sytem 180° rotating panel.
Joint inférieur couplé à une articulation à Came intégrée. Rotation du panneau à 180°.
Junta inferior combinada con el especial sistema integrado Camme Rotación de la hoja de 180°.
Onderstrip mit opening d.m.v. geïntegreerde. Camme systemen. De badschermen zijn 180° draaibaar.
Untere Dichtung kombiniert mit einem Camme-System. Türdrehung 180°.

Cod.	L	K	KG	
BML02	80 cm	76	24,5	1



Soprasvasca orientabile / Adjustable bathscreen
Écran de baignoire orientable / Mampara de bañera orientable
Draaibaar badscherm / Schwenkbarer Badewannenaufsatz

H max 160cm
L min 30cm/max 100cm



BM WZ AN



01



80

Larghezza - estensibilità
 Breadth - extensibility
 Largeur - extensibilité
 Composición - extensibilidad
 Breedte - aanpassingsvermogen
 Breite - Anpassungsfähigkeit

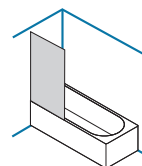
cod.

cod.

L 80 cm

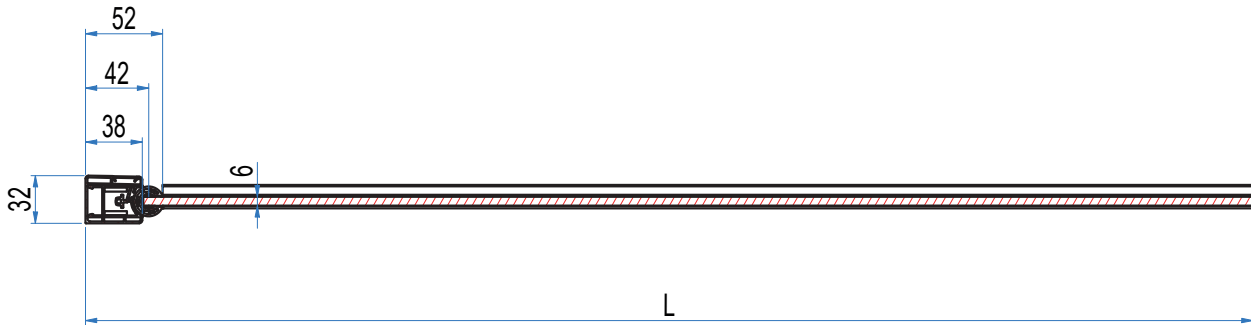
BML02 0 BM 01
BML02 0 WZ 01
BML02 0 AN 01

BML02 0 MB 80
BML02 0 WZ 80
BML02 0 AN 80



**SOPRAVASCA / BATHSCREENS
ÉCRANS DE BAIGNOIRE / MAMPARAS DE BAÑERA
BADSCHERMEN / BADEWANNENAUFSATZ**

Le dimensioni sono in mm / Sizes in mm /
Les dimensions sont indiquées en mm /
Las medidas son en mm /
De afmetingen zijn vermeld in mm / Maßangaben in mm



Le dimensioni sono in mm / Sizes in mm /
Les dimensions sont indiquées en mm /
Las medidas son en mm /
De afmetingen zijn vermeld in mm / Maßangaben in mm