

YOUR
OWN
STYLE

SOPRAVASCA



H135 *	3mm *
H140	6mm

Finiture / Finishes / Acabados / Finitions / Afwerkingen / Ausführungen

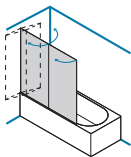
Telaio / Frame / Bastidor / Profilé / Frame / Rahmen



Vetro / Glass / Vidrio / Verre / Glas / Glas

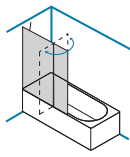


Modelli / Models / Modelos / Modèles / Modellen / Modelle



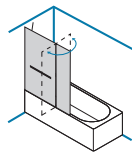
Telaio / Frame
Bastidor / Profilé
Frame / Rahmen:
AN - AC - WM - BM

Vetro / Glass
Vidrio / Verre
Glas / Glas:
01



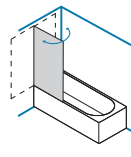
Telaio / Frame
Bastidor / Profilé
Frame / Rahmen:
AN - WZ

Vetro / Glass
Vidrio / Verre
Glas / Glas:
01 - 80



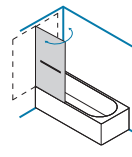
Telaio / Frame
Bastidor / Profilé
Frame / Rahmen:
AN - WZ

Vetro / Glass
Vidrio / Verre
Glas / Glas:
01 - 80



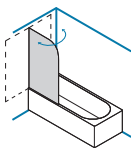
Telaio / Frame
Bastidor / Profilé
Frame / Rahmen:
AN - WZ - BM

Vetro / Glass
Vidrio / Verre
Glas / Glas:
01 - 80



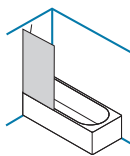
Telaio / Frame
Bastidor / Profilé
Frame / Rahmen:
AN - WZ

Vetro / Glass
Vidrio / Verre
Glas / Glas:
01 - 80



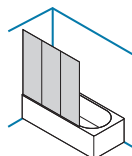
Telaio / Frame
Bastidor / Profilé
Frame / Rahmen:
AN - WZ - AA

Vetro / Glass
Vidrio / Verre
Glas / Glas:
01



Telaio / Frame
Bastidor / Profilé
Frame / Rahmen:
AN

Vetro / Glass
Vidrio / Verre
Glas / Glas:
01



Telaio / Frame
Bastidor / Profilé
Frame / Rahmen:
WZ

Vetro / Glass
Vidrio / Verre
Glas / Glas:
01



www.inda.net

inda[®]
bathroom interiors

**ŞOPRAVASCA / BATHSCREENS
ÉCRANS DE BAIGNOIRE / MAMPARAS DE BAÑERA
BADSCHERMEN / BADEWANNENAUFSATZ**

H140

6mm

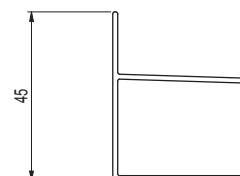
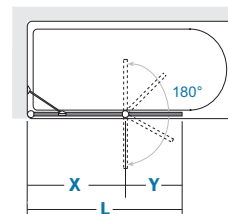
REV



Le dimensioni sono in mm
Sizes in mm
Les dimensions sont indiquées en mm
Las medidas son en mm

Guarnizione inferiore abbinata al sistema di snodo a Camme integrato. Rotazione anta 180°.
Bottom seal in combination with a lifting integrated Camme-Sytem 180° rotating panel.
Joint inférieur couplé à une articulation à Came intégrée. Rotation du panneau à 180°.
Junta inferior combinada con el especial sistema integrado Camme Rotación de la hoja de 180°.
Onderstrip mit opening d.m.v. geïntegreerde. Camme systemen. De badschermen zijn 180° draaibaar.
Untere Dichtung kombiniert mit einem Camme-System. Türdrehung 180°.

Cod.	L	X	Y	KG	
BDL04	100 cm	60	40	30	1



Soprasvasca orientabile con elemento fisso / Adjustable bathscreen with fixed element
Écran de baignoire orientable et élément fixe / Mampara de bañera orientable más elemento fijo
Draaibaar badscherm met vast element / Schwenkbarer Badewannenaufsatz mit festem Element

H max 160cm
L min 80cm/max 140cm



WZ AN

Larghezza - estensibilità
 Breadth - extensibility
 Largeur - extensibilité
 Composición - extensibilidad
 Breedte - aanpassingsvermogen
 Breite - Anpassungsfähigkeit

L 100 cm



01

cod.

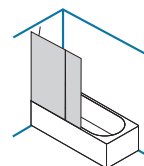
BDL04 0 WZ 01
BDL04 0 AN 01



80

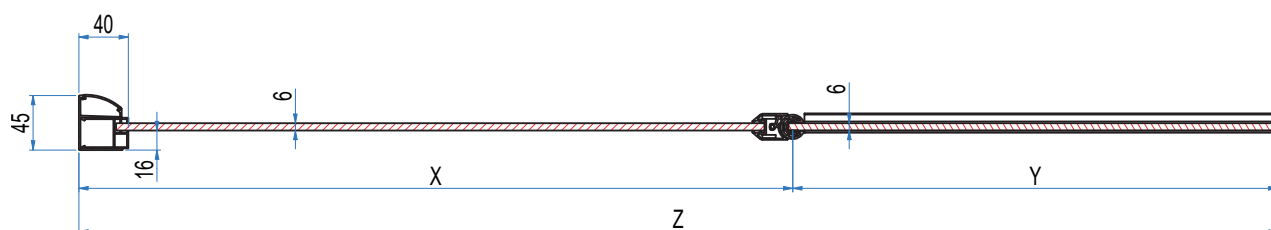
cod.

BDL04 0 WZ 80
BDL04 0 AN 80



**SOPRAVASCA / BATHSCREENS
ÉCRANS DE BAIGNOIRE / MAMPARAS DE BAÑERA
BADSCHERMEN / BADEWANNENAUFSATZ**

Le dimensioni sono in mm / Sizes in mm /
Les dimensions sont indiquées en mm /
Las medidas son en mm /
De afmetingen zijn vermeld in mm / Maßangaben in mm



Le dimensioni sono in mm / Sizes in mm /
Les dimensions sont indiquées en mm /
Las medidas son en mm /
De afmetingen zijn vermeld in mm / Maßangaben in mm