

YOUR
OWN
STYLE

PRAIA CLIP

Taylor made.



H195




6mm






Finiture / Finishes / Acabados / Finitions / Afwerkingen / Ausführungen

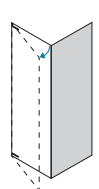
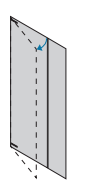
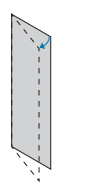
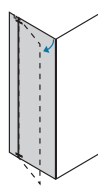
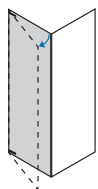
Telaio / Frame / Bastidor / Profilé / Frame / Rahmen



Vetro / Glass / Vidrio / Verre / Glas / Glas



Modelli / Models / Modelos / Modèles / Modellen / Modelle



www.inda.net

 **inda**[®]
bathroom interiors

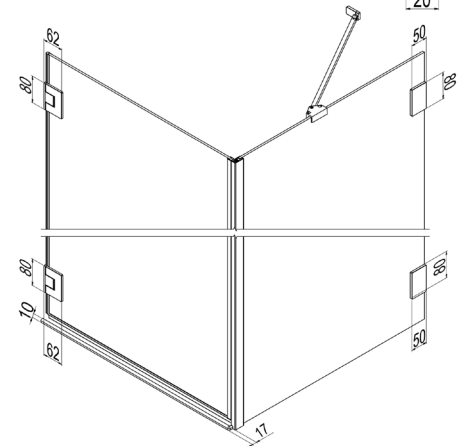
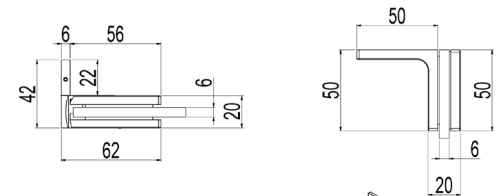
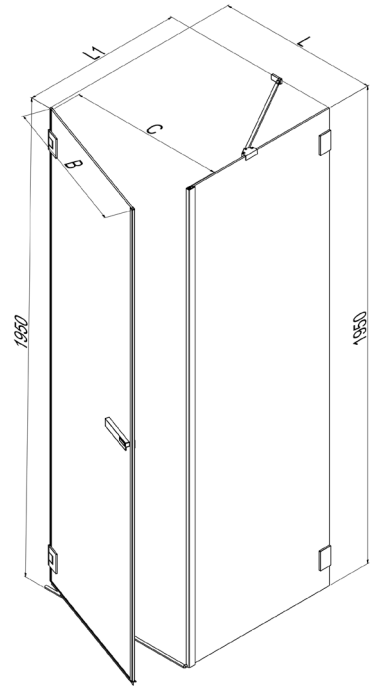
PRAIA CLIP

H195

6mm



Le dimensioni sono in mm / Sizes in mm /
Les dimensions sont indiquées en mm /
Las medidas son en mm /
De afmetingen zijn vermeld in mm / Maßangaben in mm



Chiusura magnetica. Guarnizione inferiore. Maniglia inclusa.
Magnetic closure. Bottom strip. Handle included.
Fermeture magnétique. Joint inférieur. Poignée incluse.
Cierre magnético. Junta inferior. Tirador Incluido.
Magnetische sluiting. Onderstrip. Inclusief greep.
Magnetverschluss. Untere Dichtung. Griff inklusiv.

+ parete fissa centro vetro
+ fixed panel glass center
+ paroi fixe centre du verre
+ pared fija centro de vidrio

cod.	L	L + 0,7	L - 0,3	B	C	KG	
B147X S	66 - 79,9	66,7 - 80,6	65,7 - 79,6	64 - 77,9	62 - 75,9	27,5 - 32	1
B147Y S	80 - 100	80,7 - 100,7	79,7 - 99,7	78 - 98	76 - 96	32,5 - 38	1

+ porta centro vetro
+ door glass center
+ porte centre du verre
+ puerta centro de vidrio

cod.	L1	L1 + 1,7	L1 - 0,3	KG	
B145X 0	29 - 66,4	30,7 - 68,1	28,7 - 66,1	15 - 28	1
B145Y 0	66,5 - 96,4	68,2 - 98,1	66,2 - 96,1	29 - 36	1
B145Z 0	96,5 - 140	98,2 - 141,7	96,2 - 139,7	37 - 44	1

Su richiesta. Staffe di rinforzo
On request. Reinforcement brackets
Optional. Bras de renfort
Opcional. Brazo de refuerzo
Optional. Versteigungsbeugel
Auf Anfrage. Verstärkungsbügel

cod.

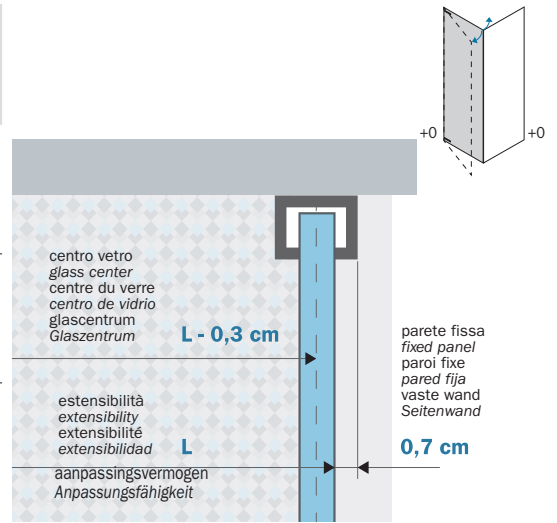
BKT582 0 AN
BKT582 0 AC
BKT582 0 BM
BKT582 0 WM

Porta battente sinistra / Left pivot door
Porte battante gauche / Izquierda Puerta batiente
Linker draaideur / Linke Drehtür

H min 100cm/max 217cm
L min 60cm/max 100cm



	01	14	80
Larghezza - estensibilità Breadth - extensibility Largeur - extensibilité Ancho - extensibilidad Breedte - aanpassingsvermogen Breite - Anpassungsfähigkeit	cod.	cod.	cod.
L 66 - 79,9 cm	B147X S AN 01	B147X S AN 14	B147X S AN 80
	B147X S AC 01	B147X S AC 14	B147X S AC 80
	B147X S WM 01	B147X S WM 14	B147X S WM 80
	B147X S BM 01	B147X S BM 14	B147X S BM 80
L 80 - 100 cm	B147Y S AN 01	B147Y S AN 14	B147Y S AN 80
	B147Y S AC 01	B147Y S AC 14	B147Y S AC 80
	B147Y S WM 01	B147Y S WM 14	B147Y S WM 80
	B147Y S BM 01	B147Y S BM 14	B147Y S BM 80



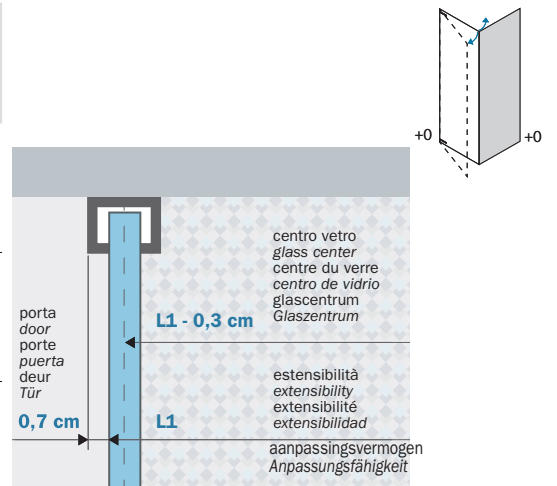
L
 Ingombro della porta in abbinamento a parete fissa (esterno vetro).
 Dimensions of the doors combined with a fixed panel (exterior of the glass).
 Encombrement de la porte à coupler avec une paroi fixe (extérieur du verre).
 Espacio de la puerta combinada con pared fija (exterior del vidrio).
 Ruimte die de deur gecombineerd met vaste wand inneemt (buitenglas).
 Espacio de la puerta combinada con pared fija (exterior del vidrio).

Parete fissa / Fixed panel / Paroi fixe / Pared fija / Vaste wand / Seitenwand



H min 100cm/max 217cm
L min 20cm/max 140cm

	cod.	cod.	cod.
L1 29 - 66,4 cm	B145X 0 AN 01	B145X 0 AN 14	B145X 0 AN 80
	B145X 0 AC 01	B145X 0 AC 14	B145X 0 AC 80
	B145X 0 WM 01	B145X 0 WM 14	B145X 0 WM 80
	B145X 0 BM 01	B145X 0 BM 14	B145X 0 BM 80
L1 66,5 - 96,4 cm	B145Y 0 AN 01	B145Y 0 AN 14	B145Y 0 AN 80
	B145Y 0 AC 01	B145Y 0 AC 14	B145Y 0 AC 80
	B145Y 0 WM 01	B145Y 0 WM 14	B145Y 0 WM 80
	B145Y 0 BM 01	B145Y 0 BM 14	B145Y 0 BM 80
L1 96,5 - 140 cm	B145Z 0 AN 01	B145Z 0 AN 14	B145Z 0 AN 80
	B145Z 0 AC 01	B145Z 0 AC 14	B145Z 0 AC 80
	B145Z 0 WM 01	B145Z 0 WM 14	B145Z 0 WM 80
	B145Z 0 BM 01	B145Z 0 BM 14	B145Z 0 BM 80



L1
 Ingombro della porta in abbinamento a parete fissa (esterno vetro). Dimensions of the doors combined with a fixed panel (exterior of the glass). Encombrement de la porte à coupler avec une paroi fixe (extérieur du verre). Espacio de la puerta combinada con pared fija (exterior del vidrio).


Ruimte die de vaste wand gecombineerd met een deur inneemt (buitenglas). Abmessungen der festen Wand in Kombination mit einer Tür (Außenseite des Glases).

L - 0,3 cm

Misura centro vetro / Measure glass center / Mesure centre du verre / Medida centro de vidrio / Meting vanuit glascentrum / Maß vom Glaszentrum

Porta battente destra / Right pivot door
Porte battante droite / Puerta batiente derecha
Rechter draaieur / Rechte Drehtür

H min 100cm/max 217cm
L min 60cm/max 100cm



AN AC WM BM

01

14

80

Larghezza - estensibilità
 Breadth - extensibility
 Largeur - extensibilité
 Ancho - extensibilidad
 Breedte - aanpassingsvermogen
 Breite - Anpassungsfähigkeit

cod.

cod.

cod.

L 66 - 79,9 cm

B147X D AN 01
 B147X D AC 01
 B147X D WM 01
 B147X D BM 01

B147X D AN 14
 B147X D AC 14
 B147X D WM 14
 B147X D BM 14

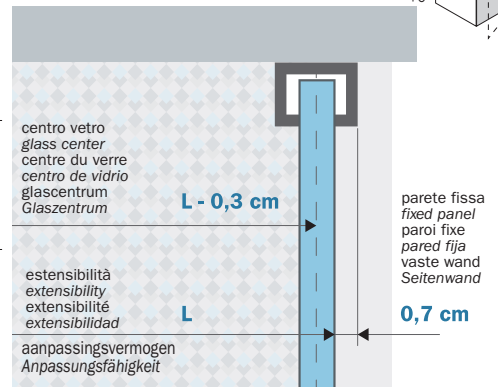
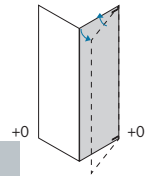
B147X D AN 80
 B147X D AC 80
 B147X D WM 80
 B147X D BM 80

L 80 - 100 cm

B147Y D AN 01
 B147Y D AC 01
 B147Y D WM 01
 B147Y D BM 01

B147Y D AN 14
 B147Y D AC 14
 B147Y D WM 14
 B147Y D BM 14

B147Y D AN 80
 B147Y D AC 80
 B147Y D WM 80
 B147Y D BM 80



L
 Ingombro della porta in abbinamento a parete fissa (esterno vetro).
 Dimensions of the doors combined with a fixed panel (exterior of the glass).
 Encombrement de la porte à coupler avec une paroi fixe (extérieur du verre).
 Espacio de la puerta combinada con pared fija (exterior del vidrio).
 Ruimte die de deur gecombineerd met vaste wand inneemt (buitenglas).
 Espacio de la puerta combinada con pared fija (exterior del vidrio).

Parete fissa / Fixed panel / Paroi fixe / Pared fija / Vaste wand / Seitenwand

H min 100cm/max 217cm
L min 20cm/max 140cm

Larghezza - estensibilità
 Breadth - extensibility
 Largeur - extensibilité
 Ancho - extensibilidad
 Breedte - aanpassingsvermogen
 Breite - Anpassungsfähigkeit

cod.

cod.

cod.

L1 29 - 66,4 cm

B145X 0 AN 01
 B145X 0 AC 01
 B145X 0 WM 01
 B145X 0 BM 01

B145X 0 AN 14
 B145X 0 AC 14
 B145X 0 WM 14
 B145X 0 BM 14

B145X 0 AN 80
 B145X 0 AC 80
 B145X 0 WM 80
 B145X 0 BM 80

L1 66,5 - 96,4 cm

B145Y 0 AN 01
 B145Y 0 AC 01
 B145Y 0 WM 01
 B145Y 0 BM 01

B145Y 0 AN 14
 B145Y 0 AC 14
 B145Y 0 WM 14
 B145Y 0 BM 14

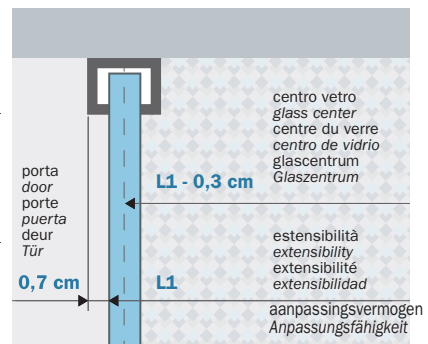
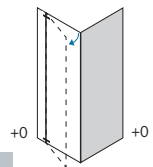
B145Y 0 AN 80
 B145Y 0 AC 80
 B145Y 0 WM 80
 B145Y 0 BM 80

L1 96,5 - 140 cm

B145Z 0 AN 01
 B145Z 0 AC 01
 B145Z 0 WM 01
 B145Z 0 BM 01

B145Z 0 AN 14
 B145Z 0 AC 14
 B145Z 0 WM 14
 B145Z 0 BM 14

B145Z 0 AN 80
 B145Z 0 AC 80
 B145Z 0 WM 80
 B145Z 0 BM 80



L1
 Ingombro della porta in abbinamento a parete fissa (esterno vetro).
 Dimensions of the doors combined with a fixed panel (exterior of the glass).
 Encombrement de la porte à coupler avec une paroi fixe (extérieur du verre).
 Espacio de la puerta combinada con pared fija (exterior del vidrio).

Ruimte die de vaste wand gecombineerd met een deur inneemt (buitenglas).
 Abmessungen der festen Wand in Kombination mit einer Tür (Außenseite des Glases).

L - 0,3 cm

Misura centro vetro / Measure glass center / Mesure centre du verre / Medida centro de vidrio / Meting vanuit glascentrum / Maß vom Glaszentrum

Le dimensioni sono in mm / Sizes in mm /
Les dimensions sont indiquées en mm /
Las medidas son en mm /
De afmetingen zijn vermeld in mm / Maßangaben in mm

