

YOUR  
OWN  
STYLE

# SOPRAVASCA



H135 *	3mm *
H140	6mm

## Finiture / Finishes / Acabados / Finitions / Afwerkingen / Ausführungen

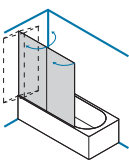
Telaio / Frame / Bastidor / Profilé / Frame / Rahmen



Vetro / Glass / Vidrio / Verre / Glas / Glas

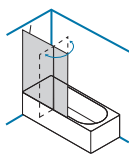


## Modelli / Models / Modelos / Modèles / Modellen / Modelle



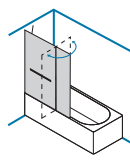
Telaio / Frame  
Bastidor / Profilé  
Frame / Rahmen:  
AN - AC - WM - BM

Vetro / Glass  
Vidrio / Verre  
Glas / Glas:  
01



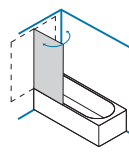
Telaio / Frame  
Bastidor / Profilé  
Frame / Rahmen:  
AN - WZ

Vetro / Glass  
Vidrio / Verre  
Glas / Glas:  
01 - 80



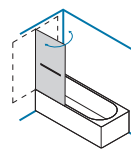
Telaio / Frame  
Bastidor / Profilé  
Frame / Rahmen:  
AN - WZ

Vetro / Glass  
Vidrio / Verre  
Glas / Glas:  
01 - 80



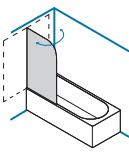
Telaio / Frame  
Bastidor / Profilé  
Frame / Rahmen:  
AN - WZ - BM

Vetro / Glass  
Vidrio / Verre  
Glas / Glas:  
01 - 80



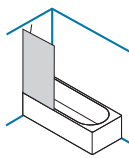
Telaio / Frame  
Bastidor / Profilé  
Frame / Rahmen:  
AN - WZ

Vetro / Glass  
Vidrio / Verre  
Glas / Glas:  
01 - 80



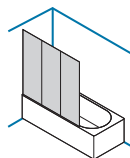
Telaio / Frame  
Bastidor / Profilé  
Frame / Rahmen:  
AN - WZ - AA

Vetro / Glass  
Vidrio / Verre  
Glas / Glas:  
01



Telaio / Frame  
Bastidor / Profilé  
Frame / Rahmen:  
AN

Vetro / Glass  
Vidrio / Verre  
Glas / Glas:  
01



Telaio / Frame  
Bastidor / Profilé  
Frame / Rahmen:  
WZ

Vetro / Glass  
Vidrio / Verre  
Glas / Glas:  
01

\*



www.inda.net

**inda**<sup>®</sup>  
bathroom interiors

**ŞOPRAVASCA / BATHSCREENS  
ÉCRANS DE BAIGNOIRE / MAMPARAS DE BAÑERA  
BADSCHERMEN / BADEWANNENAUFSATZ**

H140 6mm REV

**Sopravasca orientabile con elemento fisso e portasalviette / Adjustable bathscreen with fixed element and towel holder / Écran de baignoire orientable et élément fixe avec porte-serviettes  
Mampara de bañera orientable más elemento fijo con toallero / Draaibaar badscherm met vast element en handdoekhouder / Schwenkbarer Badewannenaufsatz mit festem Element und Handtuchhalter**

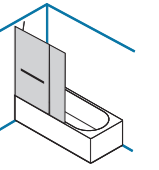
H max 160cm  
L min 100cm/max 140cm




Le dimensioni sono in mm  
Sizes in mm  
Les dimensions sont indiquées en mm  
Las medidas son en mm

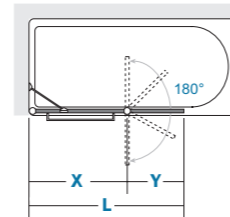


WZ	AN	01	80
Larghezza - estensibilità Breadth - extensibility Largeur - extensibilité Composición - extensibilidad Breedte - aanpassingsvermogen Breite - Anpassungsfähigkeit		cod.	cod.
<b>L 100 cm</b>		BDL14 0 WZ 01 BDL14 0 AN 01	BDL14 0 WZ 80 BDL14 0 AN 80



Guarnizione inferiore abbinata al sistema di snodo a Camme integrato. Rotazione anta 180°. Portasalviette incluso.  
Bottom seal in combination with a lifting integrated Camme-Sytem 180° rotating panel. Towel holders included.  
Joint inférieur couplé à une articulation à Came intégrée. Rotation du panneau à 180°. Porte-serviettes inclus.  
Junta inferior combinada con el especial sistema integrado Camme Rotación de la hoja de 180°. Toallero incluido.  
Onderstrip met opening d.m.v. geïntegreerde. Camme systemen. De badschermen zijn 180° draaibaar.  
Handdoekhouder inbegrepen.  
Untere Dichtung kombiniert mit einem Camme-System. Türdrehung 180°. Handtuchhalter inklusiv.

Cod.	L	X	Y	KG	
BDL14	100 cm	60	40	31	1



**ŞOPRAVASCA / BATHSCREENS  
ÉCRANS DE BAIGNOIRE / MAMPARAS DE BAÑERA  
BADSCHERMEN / BADEWANNENAUFSATZ**

Le dimensioni sono in mm / Sizes in mm /  
Les dimensions sont indiquées en mm /  
Las medidas son en mm /  
De afmetingen zijn vermeld in mm / Maßangaben in mm

Le dimensioni sono in mm / Sizes in mm /  
Les dimensions sont indiquées en mm /  
Las medidas son en mm /  
De afmetingen zijn vermeld in mm / Maßangaben in mm

