


YOUR  
OWN  
STYLE

# INDISSIMA

Shower enclosures.



H200


6mm

8mm





## Finiture / Finishes / Acabados / Finitions / Afwerkingen / Ausführungen

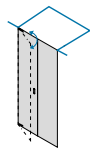
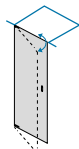
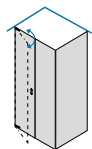
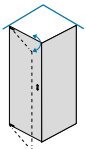
Telaio / Frame / Bastidor / Profilé / Frame / Rahmen



Vetro / Glass / Vidrio / Verre / Glas / Glas



## Modelli / Models / Modelos / Modèles / Modellen / Modelle



www.inda.net

 **inda**<sup>®</sup>  
bathroom interiors

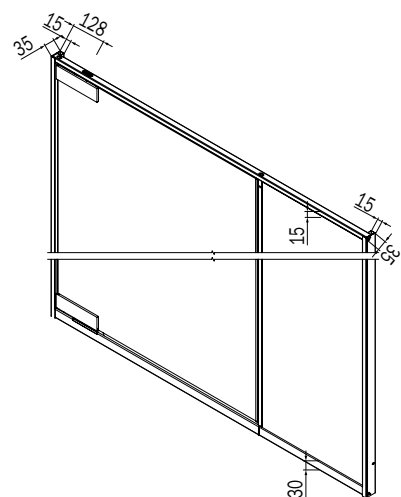
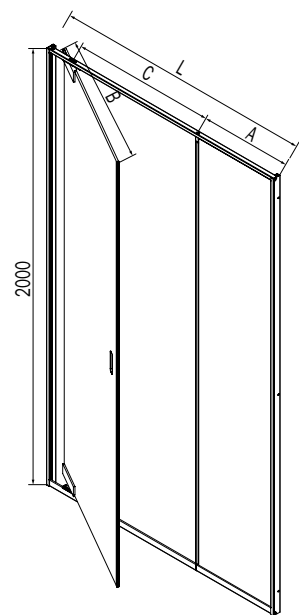


**Porta a battente sinistra su elemento fisso per nicchia / Left pivot door on fixed element for niche / Porte battante gauche sur élément fixe pour niche / Puerta batiente izquierda sobre elemento fijo para nicho / Linker draaideur en vast element voor nis / Linke Drehtür auf festem Element**

H min 150cm / max 200cm  
L min 90cm / max 160cm



Le dimensioni sono in mm / Sizes in mm /  
Les dimensions sont indiquées en mm /  
Las medidas son en mm /  
De afmetingen zijn vermeld in mm / Maßangaben in mm

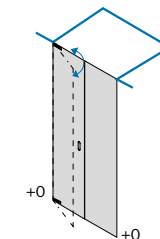


Chiusura magnetica. Apertura totale delle ante sia verso l'interno che verso l'esterno. Guarnizione inferiore. Maniglia inclusa. Nell'imballo sono incluse due guarnizioni per installazione con o senza frangiflutto. Magnetic closure. Fulldoor opening internally and externally. Bottom strip. Handle included. In the packaging two seals for installation with or without water brake are included. Fermeture magnétique. Ouverture totale des portes aussi bien à l'intérieur que à l'extérieur. Joint inférieur. Poignée incluse. Dans l'emballage sont compris deux joints pour l'installation avec ou sans brise-flux. Cierre magnético. Apertura total de la puerta interna y externa. Junta inferior. Tirador incluido. En el embalaje están incluidas dos guarniciones para instalación con o sin rompeolas. Magnetische sluiting. Totale opening van de deur zowel naar binnen als naar buiten. Standaard handvat. In de verpakking zijn twee dichtingen inbegrepen voor montage met of zonder instaplijst. Magnetverschluss. Vollständiges Öffnen der Tür nach innen und außen. Schwallprofil enthalten. Standardgriff. In der Verpackung sind 2 Dichtungen für eine Installation mit oder ohne.

L	A	B	C	KG	
90 - 119,9	21,7 - 51,6	66,3	55	33	2
120 - 139,9	41,7 - 61,6	76,3	65	40	2
140 - 160	51,7 - 71,6	86,3	75	45	2



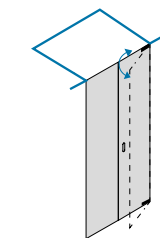
NS	BM	WM	01	14
Larghezza - estensibilità Breadth - extensibility Largeur - extensibilité Composición - extensibilidad Breedte - aanpassingsvermogen Breite - Anpassungsfähigkeit			cod.	cod.
<b>L 90 - 119,9 cm</b>			B747X S NS 01 B747X S BM 01 B747X S WM 01	B747X S NS 14 B747X S BM 14 B747X S WM 14
<b>L 120 - 139,9 cm</b>			B747Y S NS 01 B747Y S BM 01 B747Y S WM 01	B747Y S NS 14 B747Y S BM 14 B747Y S WM 14
<b>L 140 - 160 cm</b>			B747Z S NS 01 B747Z S BM 01 B747Z S WM 01	B747Z S NS 14 B747Z S BM 14 B747Z S WM 14




**Porta a battente destra su elemento fisso per nicchia / Right pivot door on fixed element for niche / Porte battante droite sur élément fixe pour niche / Puerta batiente derecha sobre elemento fijo para nicho / Rechter draaideur en vast element voor nis / Rechte Drehtür auf festem Element**

H min 150cm / max 200cm  
L min 90cm / max 160cm

NS	BM	WM	01	14
Larghezza - estensibilità Breadth - extensibility Largeur - extensibilité Composición - extensibilidad Breedte - aanpassingsvermogen Breite - Anpassungsfähigkeit			cod.	cod.
<b>L 90 - 119,9 cm</b>			B747X D NS 01 B747X D BM 01 B747X D WM 01	B747X D NS 14 B747X D BM 14 B747X D WM 14
<b>L 120 - 139,9 cm</b>			B747Y D NS 01 B747Y D BM 01 B747Y D WM 01	B747Y D NS 14 B747Y D BM 14 B747Y D WM 14
<b>L 140 - 160 cm</b>			B747Z D NS 01 B747Z D BM 01 B747Z D WM 01	B747Z D NS 14 B747Z D BM 14 B747Z D WM 14



**Maniglia / Handle / Poignée / Tiradora / Greep / Griff**



standard      cod. P00BM      cod. P00WM      cod. P00NS