


YOUR
OWN
STYLE

INDISSIMA

Shower enclosures.



H200


6mm

8mm





Finiture / Finishes / Acabados / Finitions / Afwerkingen / Ausführungen

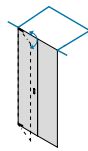
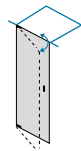
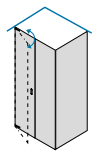
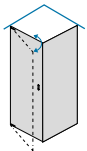
Telaio / Frame / Bastidor / Profilé / Frame / Rahmen



Vetro / Glass / Vidrio / Verre / Glas / Glas



Modelli / Models / Modelos / Modèles / Modellen / Modelle

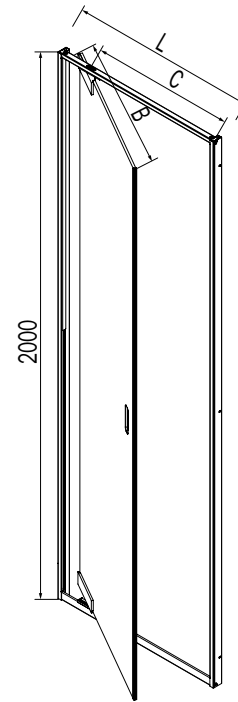


www.inda.net

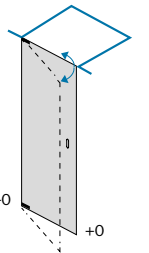
 **inda**[®]
bathroom interiors



Le dimensioni sono in mm / Sizes in mm /
 Les dimensions sont indiquées en mm /
 Las medidas son en mm /
 De afmetingen zijn vermeld in mm / Maßangaben in mm

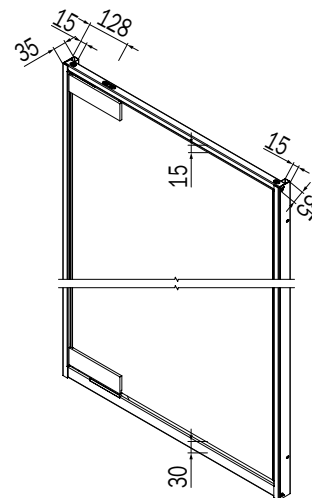


	NS	BM	WM	01	14
Larghezza - estensibilità Breadth - extensibility Largeur - extensibilité Composición - extensibilidad Breedte - aanpassingsvermogen Breite - Anpassungsfähigkeit				cod.	cod.
L 66 - 79,9 cm	B741X S NS 01	B741X S BM 01	B741X S WM 01	B741X S NS 14	B741X S BM 14
L 80 - 100 cm	B741Y S NS 01	B741Y S BM 01	B741Y S WM 01	B741Y S NS 14	B741Y S BM 14



Chiusura magnetica. Apertura totale delle ante sia verso l'interno che verso l'esterno. Guarnizione inferiore. Maniglia inclusa. Nell'imballo sono incluse due guarnizioni per installazione con o senza frangiflutto.
 Magnetic closure. Fulldoor opening internally and externally. Bottom strip. Handle included.
 In the packaging two seals for installation with or without water brake are included.
 Fermeture magnétique. Ouverture totale des portes aussi bien à l'intérieur qu'à l'extérieur. Joint inférieur. Poignée incluse. Dans l'emballage sont compris deux joints pour l'installation avec ou sans brise-flux.
 Cierre magnético. Apertura total de la puerta interna y externa. Junta inferior. Tirador incluido.
 En el embalaje están incluidas dos guarniciones para instalación con o sin rompeolas.
 Magnetische sluiting. Totale opening van de deur zowel naar binnen als naar buiten. Standaard handvat.
 In de verpakking zijn twee dichtingen inbegrepen voor montage met of zonder instaplijst.
 Magnetverschluss. Vollständiges Öffnen der Tür nach innen und außen. Schwallprofil enthalten. Standardgriff.
 In der Verpackung sind 2 Dichtungen für eine Installation mit oder ohne.

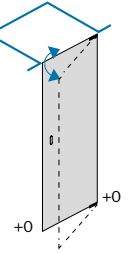
L	A	B	C	KG	
66 - 79,9 cm		62,5 - 76,3	51 - 65	33	1
80 - 100 cm		76,5 - 96,5	65 - 85	38	1



Porta a battente destra per nicchia / Right pivot door for niche
 Porte battante droite pour niche / Puerta batiente derecha para nicho
 Rechter draaideur voor nis / Rechte Drehtür für Nische

H min 150cm / max 200cm
 L min 66cm / max 100cm

Larghezza - estensibilità Breadth - extensibility Largeur - extensibilité Composición - extensibilidad Breedte - aanpassingsvermogen Breite - Anpassungsfähigkeit	cod.		cod.		
L 66 - 79,9 cm	B741X D NS 01	B741X D BM 01	B741X D WM 01	B741X D NS 14	B741X D BM 14
L 80 - 100 cm	B741Y D NS 01	B741Y D BM 01	B741Y D WM 01	B741Y D NS 14	B741Y D BM 14



Maniglia / Handle / Poignée / Tiradora / Greep / Griff

